



# Presentation on MIS Quarterly Update

Duration: January to March 2023

Monthly Coordination Meeting  
7 May, 2023  
DAM HO Auditorium

Monitoring & MIS Unit, DAM

## DAM at a glance

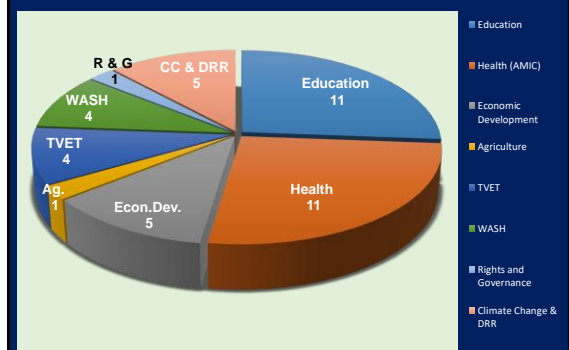
Name		Dec.22	Mar.23
Number of Project	:	49	42
Number of Institution	:	36	36
Number of Working District	:	35	42
Number of Working Upazila	:	180	198
Number of Working Union	:	792	813
Number of Field Office	:	244	266
Number of Regular Staff	:	4,110	4,477
Number of Front line Workforce	:	1,999	1,974
Non-Paid (Volunteer)	:	1,982	2,009

Total Districts-42, Upazilas/Thanas 198  
Unions/Wards 813

Sectors	# of working Districts
Education	16
Health	17
Economic Development	34
Agriculture	1
TVET	4
WASH	6
Rights and Governance	8
Climate Change & DRR	7
Institutions	7



## Sector Wise Project (Mar.23) 42



## Closed Project Oct.-Dec.22

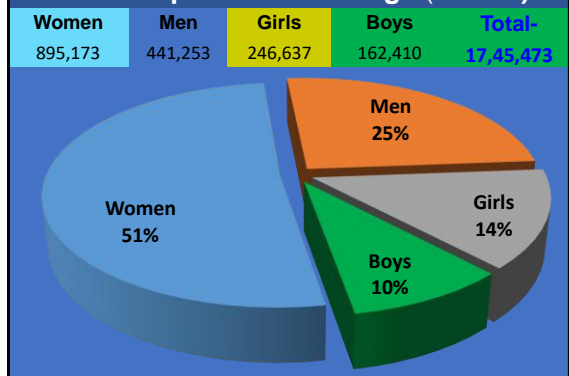
Sectors	Closed
Education	2
1. Night Shelter	
2. Hazardous Child Labour	
Health	1
1. GIZ_IPRPHRC	
TVET	3
Rights	1
1. Ashshash	
CC & DRR	7
<b>Total (Dec.22)</b>	<b>14</b>
<b>Dec.22</b>	<b>49</b>
<b>49+7 = 56</b>	
<b>56-14 = 42</b>	

## New Project Jan.-Mar.23

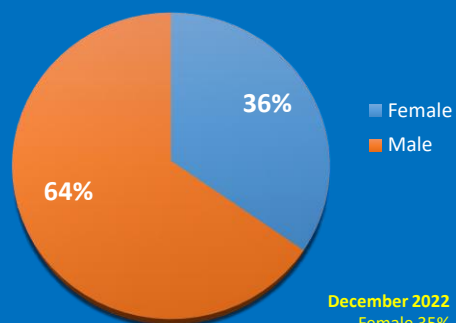
Sectors	Project
Education	2
1. Ramadan Food Dist. &	
2. Workplace Adult Literacy	
Health	2
1. HIV Prevention & Treatment	
2. World Health Survey Plus (WHS+)	
TVET	1
VTI Ahmed Ahsanul Munir	
CC & DRR	2
1. FDMN	
2. Building Disaster Resilient	
<b>Total (Mar.23)</b>	<b>7</b>

As on Mar.23 = 42

## Direct Population Coverage (Mar.23)

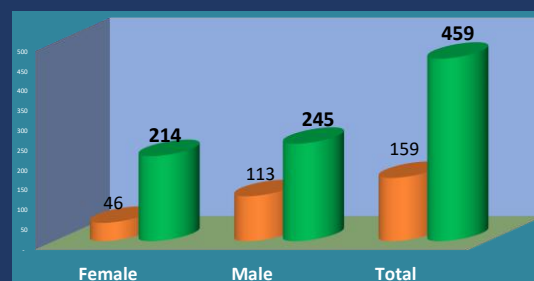


Gender wise regular staff analysis (Total 4,477)



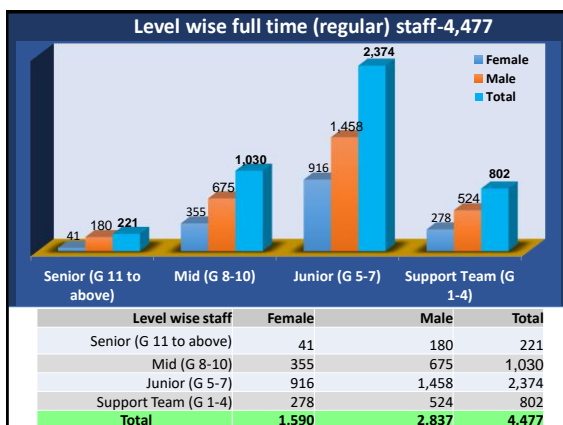
December 2022  
Female 35%  
Male 65%

Staff Joining and Release (Mar.23)

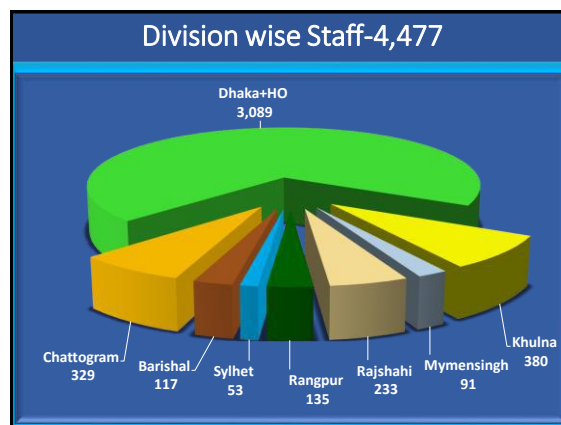


Release: 70 % causes of Project Phase Out & 15 % Better Job

Level wise full time (regular) staff-4,477



Division wise Staff-4,477



## Quarterly Progress Report of Sectors

Education Sector Summary of January-March 2023

Number of ongoing projects of the quarter	11	
District Coverage	16	
New project awarded	2	1. Ramadan Food Dist. & 2. Workplace Adult Literacy
Number of closed project	2	1. Night Shelter 2. Hazardous Child Labour
Number of Regular staff	187 (57-130)	(Female 30% and Male 70%)
Number of Direct Programme Participants	94222	
Development Partners	8	

Education Sector Report			
Activity	# of Target	# of Achievement	%
Learner's Selection through Survey/ Re-Survey	5850	5850	100%
Learning Centre Material Supply	1548	1548	100%
Education Support to learners	92776	92776	100%
Assist to ensure birth registration	406	312	77%
Assist to ensure learners dress/Uniform	6256	4373	70%
Data entry in Online Database	18264	18264	100%
Food Support	495	495	100%

Education Sector Report			
Activity	# of Target	# of Achievement	%
Training/Workshop/Orientation	39	37	95%
Meeting (With Staff/Stakeholders/Partners/Donors/ Programme Participants)	3474	3466	99%
EC Materials Dev	3	3	100%
Day Observance	27 (3)	27 (3)	100%

Health Sector Summary of January-March 2023			
Number of ongoing projects of the quarter	11		
District Coverage	17		
New project awarded	2	1. HIV Prevention & Treatment 2. World Health Survey Plus (WHS+)	
Number of closed project	1	1. GIZ_JPRPHRPC	
Number of Regular staff	756 (536, 220)	(Female 71% and Male 29 %)	
Number of Direct Programme Participants	9,10,922		
Development Partner	14		

Health Sector Report			
Activity	# of Target	# of Achievement	%
Conduct Training/ Workshop/Orientation	19	17	90%
Meeting Conduct	1100	1131	103%
Different Type of Camp	127	126	99%
Day Observance	26	21	81%
Advocacy related activities	18	11	61%

Health Sector Report			
Activity	# of Target	# of Achievement	%
Enrol Clients in the Treatment Centre	123	95	77%
Directly Provided Health Services	134032	213235	159%
Counselling Service	717	352	49%
Mobilizing Policy Makers (National Level)	18	25	139%
Tele Counselling	210	232	110%
Number of Treatment Complete	36	19	53%
National Seminar	1	1	100%
Tax increasing Campaign Doctor Solidarity	1	1	100%
Recovery Follow-up	360	360	100%

Economic Dev. Sector Summary of January-March 2023			
Number of ongoing projects and programmes	6		
District Coverage	34		
New project awarded	-		
Number of closed project	-		
Number of Regular staff	1346 (234 +1112)	(Female 17% and Male 83%)	
Number of Direct Programme Participants	404,988		
Development Partners	4		

Economic Dev Sector Report			
Activity	# of Target	# of Achievement	%
Group Formation (No.)	275	443	161%
Member Enrolment (No.)	22,500	30064	134%
Loan Disbursement (No.)	37,875	52,713	139%
Loan Disbursement (Amount)	2,402,160,500	2,849,214,700	119%
Loan Realization (Amount)	1,929,735,398	2,424,596,220	126%
Savings Deposit (Amount)	525,000,000	827,572,009	158%
Staff Training (Batch)	11 Batches	9 Batches	82%
Staff Recruitment	71	132	186%
Internal Audit	44	63	143%
Islamic Microfinance Piloting (Branches)	151	151	100%
*Strategy Plan-Milestone-c			

CC & DRR Sector Summary of Jan-March 2023		
Number of ongoing projects of the quarter	5	
District Coverage	5	
New project awarded	2	1. FDMN 2. Building Disaster Resilient
Number of closed project	7	
Number of Regular staff	39 (Female 5, Male 34)	
Number of Direct Programme Participants	36436	
Development Partner	3	

CC & DRR Sector Report			
Activity	# of Target	# of Achievement	%
Different types of training/orientations	1445 Batches	1294 Batches	90%
Development of Training Manual and Module	12	12	100%
Identifying the Most Vulnerable Primary and High Schools : 2 Schools	2	2	100%
Facilitate Vulnerability and Risk Assessment	2 schools	2	100%
Develop Risk Reduction Action Plan	10	7	70%
Facilitation of Community Development Fund (CDF)	128	11	14%
Facilitation of Livelihood Support Fund-AIGA activities	8530	2600	25%
Project Inception Meeting at District, Upazilla and Union Level : 3 No	1	1	100%
Formation/ Activation of Union, Upazilla and District Disaster Management Committee-3 No	3	3	100%
Community Mobilization	128	128	100%

Thank You