

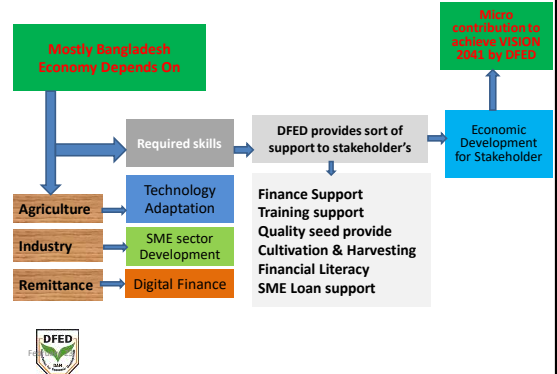
WELCOME

Overview of DFED

Presented by
Md. Asaduzzaman
Chief Executive Officer
DAM Foundation for Economic Development (DFED)



Contextual Analysis



DFED's Journey

Start Journey at DFED

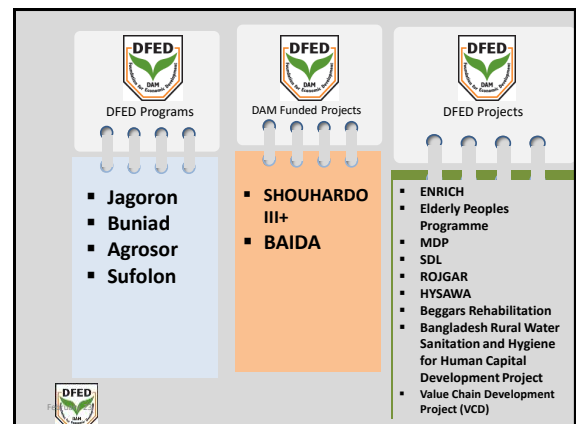
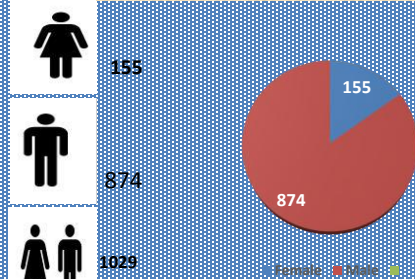
DFED Start Journey from October 2013 as a sister organization of Dhaka Ahsania Mission

DFED work for

DFED work for Livelihood Development under its stakeholder



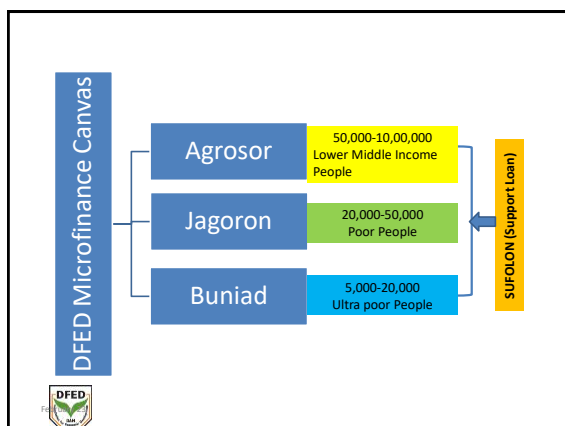
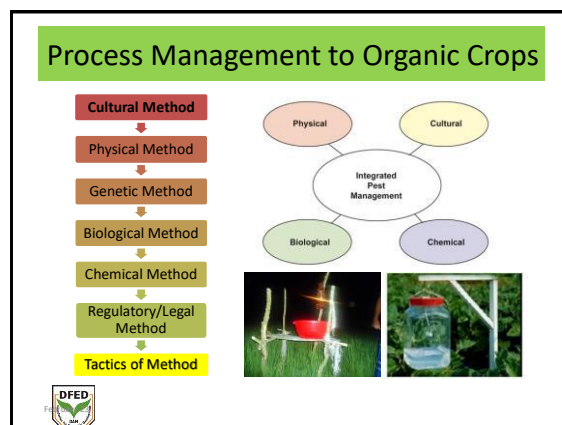
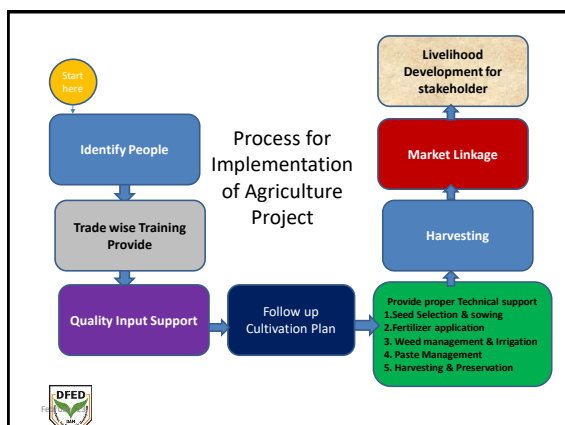
Staff Strength of DFED (up to January 2023)



Project synopsis				
Project	Activity	Location	Duration	Dev. Partner
ENRICH	Inclusive Development	Skundi, Monohordi, Narsingdi	2014 to till	PKSF
Elderly Peoples Programme	Social safety net	Skundi, Monohordi, Narsingdi	2018 to till	PKSF
Micro Enterprise Development Project (MDP)	Enterprise Development	DFED work station	2015 to till	PKSF & ADB
Micro Enterprise Development Project (MDP AF)	Enterprise Development	DFED work station	2020 to till	PKSF & ADB
ROJGAR	Loan support (daily income base project)	Sreepur, Gazipur, Madhobdi, Narsingdi	2010 to till	SGS
Sanitation Development Loan (SDL)	Loan support for Sanitary latrine	Jashore, Satkhira	2018 to till	PKSF & AIB (Asian Infrastructure Investment Bank)



Project synopsis				
Project	Activity	Location	Duation	Dev. Partner
Beggars Rehabilitation Project	Donate 25k for each Beggar	DFED work station	2015 to till	DAM-Zakat fund
Bangladesh Rural Water Sanitation and Hygiene for Human Capital Development Project	Provide Loan for Safe water, sanitation & Hygine support	Jamalpur, Mymensingh, Feni, Chattagram	2022 to till	World Bank, AIB, GOB, PKSF
SHOUHARDO III+	Agriculture and Livelihood	Sunamgonj, Hobigonj	2 Years (2023-2024)	USAID & Care Bangladesh
Bangladesh Agricultural Infrastructure Development Activity (BAIDA)	Infrastructure Development for smooth Agri product marketing	Faridpur	5 Years (2022-2027)	PAE & USAID
Value Chain Development Project (VCD)	Sunflower Cultivation	Patuakhali	1 Year (Janu-Dec 2023)	IFAD-PKSF



At a glance DFED Coverage	
Operational coverage	Geographical Coverage
No. of Branch office : 151	No. of District covered : 32
No. of Area office : 25	No. of Upazila covered : 138
No. of Zonal office : 06	No. of Union covered : 956
	No. of Village covered : 4,127



Received Fund from Different Institution

Fund & Technical Support



Receive Fund Support Near Future

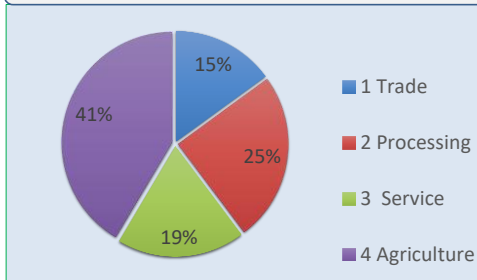


Operational Position June,2022-January,2023

SL	Particulars	June-22	January-23	Changes
1	Branches	121	151	30
2	Group	9,099	10,218	1,119
3	Member	200,746	229,103	28,357
4	Borrower	155,382	172,979	17,597
5	Savings	2,064,592,600	2,407,060,516	342,467,916
6	Loan Outstanding	4,392,107,240	5,221,602,487	829,495,247
7	PAR	7.22%	5.77%	1.45%
8	OTR	98.49%	99.00%	0.51%
9	CRR	98.87%	99%	0.13%



Information about Project wise Disbursement



Surplus of DFED

Particular	For the Month January 2023	Up to this Year (July-January)	Cumulative Surplus
Surplus	5,50,98,157	22,11,46,320	71,05,27,674



Future Projection 5 Year Plan- "July 21 to June-26" (District, Zone, Area & Branch)

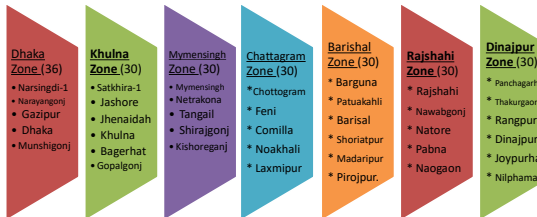
Operational Expansion Plan:

DFED will have 7 Zone

DFED will have 40 Area

DFED will reach 39 Districts

DFED will have 241 Branches



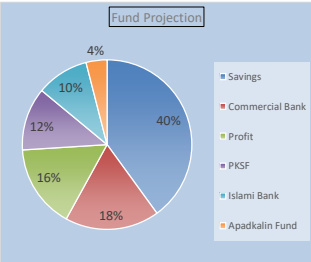
DFED's 05 Years Plan: FY 2021-2026 (Balance)

Particular	June-21	June-22	June-23	June-24	June-25	June-26
Member	174,000	212,000	282,000	343,000	410,000	500,000
Borrower	150,000	170,000	239,000	290,000	369,000	450,000
Savings	176.00 Crore	214.00 Crore	287.00 Crore	410.00 Crore	599.00 Crore	838.00 Crore
Outstanding	320.00 Crore	439.00 Crore	612.00 Crore	856.00 Crore	1198.00 Crore	1677.00 Crore
Branch	112	121	151	181	211	241
Zone	3	3	5	5	6	7
Area	18	20	25	30	35	40
Total Staff	641	802	1000	1200	1398	1597
Per Branch Outstanding	2.85 Crore	3.62 Crore	4.00 Crore	4.80 Crore	5.76 Crore	7.00 Crore
Profit	9.00 Crore	17.21 Crore	30.00 Crore	51.00 Crore	86.00 Crore	146.00 Crore
Cumulative Profit	34.00 Crore	49.00 Crore	79.00 Crore	130.00 Crore	216.00 Crore	362.00 Crore



Fund Projection 5 Years Plan “July 21- June-26”

Particulars	% of Fund coverage
Savings	40%
Commercial Bank	18%
Profit	16%
PKSF	12%
Islamic Bank	10%
Apadkalin Fund	4%



Thank you

