

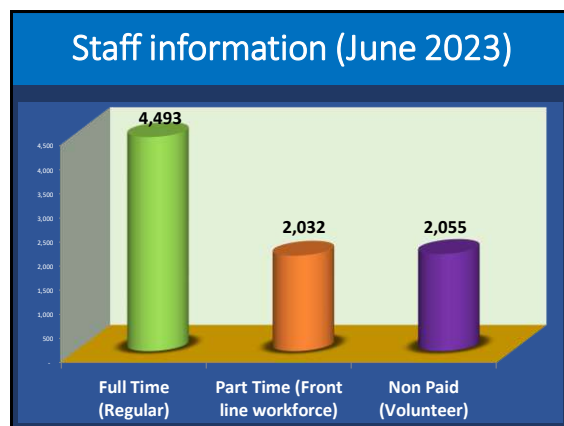
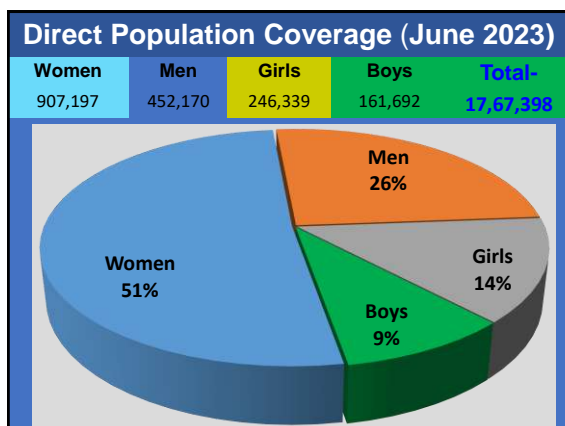
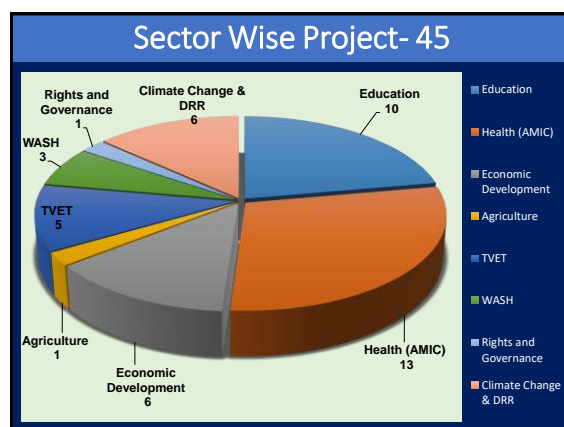
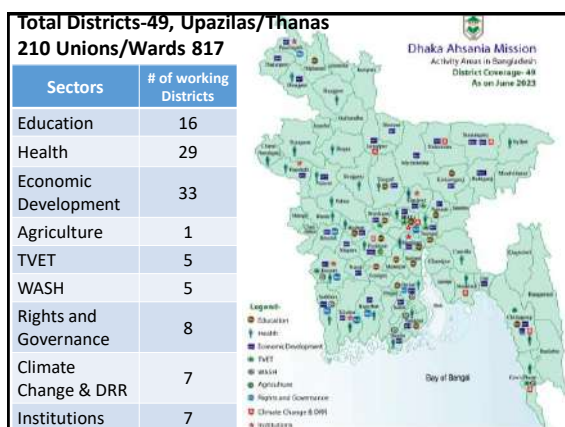
Presentation on MIS Quarterly Update

Duration: April to June 2023

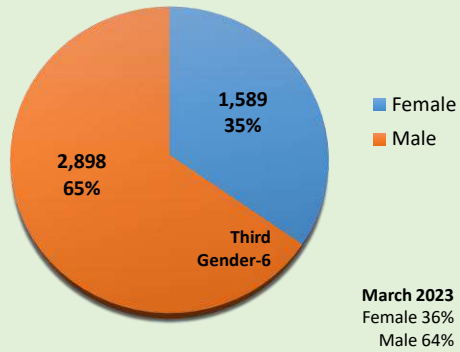
Monthly Coordination Meeting
7 August, 2023
DAM HO Auditorium

Monitoring & MIS Unit, DAM

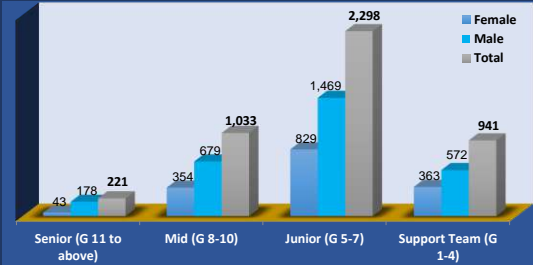
DAM at a glance			
Name		Mar.23	Jun.23
Number of Project	:	44	45
Number of Institution	:	36	36
Number of Working District	:	42	49
Number of Working Upazila	:	198	210
Number of Working Union	:	813	817
Number of Field Office	:	266	280
Number of Regular Staff	:	4,427	4,493
Number of Paid Volunteer	:	1,974	2,032
Non-Paid (Volunteer)	:	2,009	2,055



Gender wise regular staff analysis (Total 4,493)

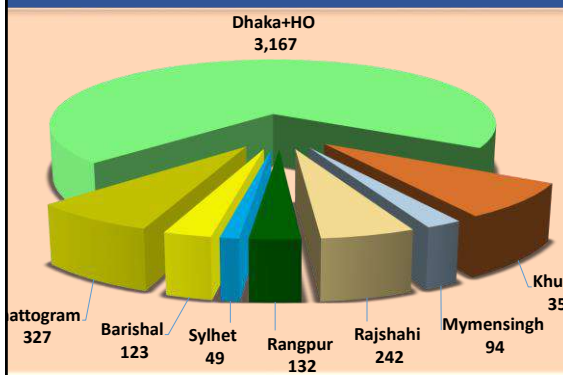


Level wise full time (regular) staff-4,493

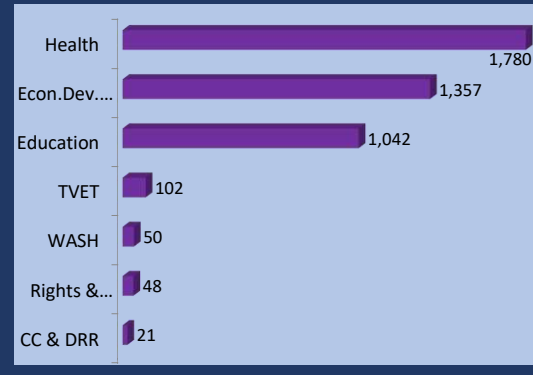


Level wise staff	Female	Male	Total
Senior (G 11 to above)	43	178	221
Mid (G 8-10)	354	679	1,033
Junior (G 5-7)	829	1,469	2,298
Support Team (G 1-4)	363	572	941
Total	1,589	2,898	4,493

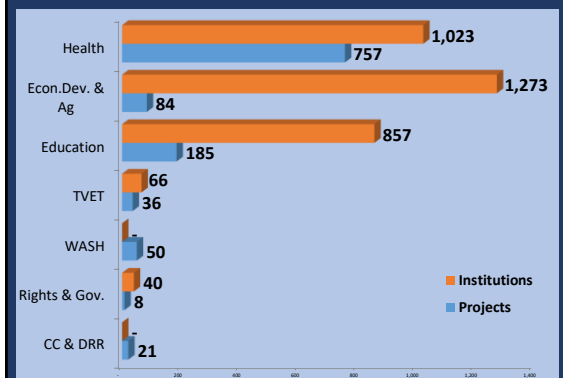
Division wise Staff-4,493



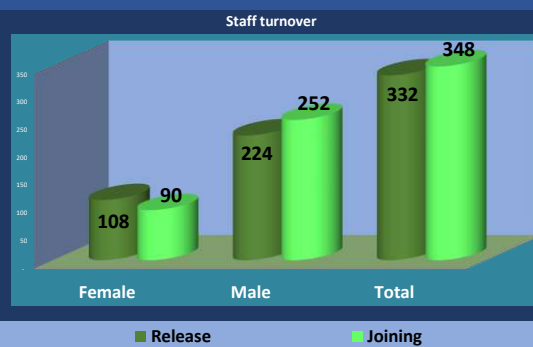
Sector wise Regular staff- 4,493



Sector wise staff- 4,493



Staff Joining and Release (June 2023)



Release: 75% causes of Project Phase Out & 20% Better Job

Quarterly Progress Report of Sectors

Education Sector Summary of April-June 2023

Number of ongoing projects of the quarter	10	
District Coverage	16	
New project awarded	-	
Number of closed project	2	1. CEMB Project 2. CLARISSA Project
Number of Regular staff	185 (58-127)	(Female 30% and Male 70 %)
Number of Direct Programme Participants	93,985	
Development Partners	9	

Education Sector Report of April-June 2023

Activity	# of Target	# of Achievement	%
Learner's Selection through Survey/ Re-Survey	12240	12223	99 %
Education Support to learners	93406	93406	100%
Assist to ensure birth registration	406	312	77%
Assist to ensure learners dress/Uniform	6256	6189	99%
Data entry in Online Database	9063	9063	100%
Food Support	295	198	67%
Prepare list of learners who mainstreamed into another educational system	3000	3000	100%
Project Fair including sports & Cultural Program	1 Time	0	

Education Sector Report

Activity	# of Target	# of Achievement	%
Training/Workshop/ Orientation	4940	4939	99%
Meeting (With Staff/Stakeholders/Partners/Dons/Programme Participants)	3432	3426	99%
IEC Materials Development	3	3	
Day Observance	7 (2)	7(2)	

Health Sector Summary of April-June 2023

Number of ongoing projects of the quarter	13	
District Coverage	29	
New project awarded	3	1. Tobacco Control Advocacy for a Comprehensive TC Law 2. MSM/Hijra Community 3. Enhancing the capacity of Civil Society to prevent drug abuse
Number of closed project	2	
Number of Regular staff	730	(F-432, M-292, Third G-6)
Number of Direct Programme Participants	9,22,563	
Development Partner	11	

Health Sector Report

Activity	# of Target	# of Achievement	%
Different Type of Camp	121	121	100%
Advocacy related activities	372	432	116%
HIV Testing of MSM and Hijra	2,160	1,931	89%
Sensitization meeting with Health service provider, religious leader, Lawyer, journalist, Law enforcement agency and CBO representatives at DICS/Sub-DICS (# of participants)	180	172	95%
Provision for services to female sex workers	30000	31639	Provision for services to female sex workers
Provide STI management services for FSW	3450	3784	

Health Sector Report

Activity	# of Target	# of Achievement	%
Enrol Clients in the Treatment Centre	132	129	98 %
Directly Provided Health Services	136,879	202,071	148 %
Screening of FSWs for TB	6750	4211	62 %
Different types of Counselling	1383	768	56 %
Number of Treatment Complete	30	14	47 %
Collaboration meeting with GoB health service facilities/referral centers/ local service providers	200	216	108 %
Recovery Follow-up	330	338	102 %

Economic Dev. Sector Summary of April-June 2023

Number of ongoing projects and programmes	6	
District Coverage	33	
New project awarded	-	
Number of closed project	-	
Number of Regular staff	1357 (238 +1119)	F-18%, Male-82%
Number of Direct Programme Participants	343,268	
Development Partners	3	

Economic Development Sector Report

Activity	# of Target	# of Achievement	%
Group Formation (No.)	275	816	119 %
Member Enrolment (No.)	22,500	26723	142 %
Loan Disbursement (No.)	37,875	53,961	119 %
Loan Disbursement (Amount)	2,402,160,500	2,857,271,900	123 %
Loan Realization (Amount)	1,929,735,398	2,380,772,031	155 %
Savings Deposit (Amount)	525,000,000	815,077,765	155 %
Staff Training (Batch)	11 Batches	5 Batches	
Staff Recruitment	71	128	180 %
Internal Audit	44	49	111 %
Islamic Microfinance Piloting (Branches)	151	151	100 %
*Strategy Plan-Milestone-e			

CC & DRR Sector Summary of April-June 2023

Number of ongoing projects of the quarter	6	
District Coverage	7	
New project awarded	1	Anticipatory Action to vulnerable households in flood-prone (WFP)
Number of closed project	4	
Number of Regular staff	21 (F-4, M-17)	
Number of Direct Programme Participants	37287	
Development Partner	3	

CC & DRR Sector Report

Activity	# of Target	# of Achievement	%
HH data Validation	25781	13234	51%
Class room demonstration	40	40	100%
School Safety Plan (SSP)	2	2	100%
Project completion Report	1	1	100%
Skill development training for implementation of AIGAs	4296	4001	93%
Facilitation of Community Development Fund (CDF)	128	125	98%
Facilitation of Livelihood Support Fund-AIGA activities	8530	7130	84%
Periodic Meetings and Workshop	3	3	100%
Community Mobilization	128	128	100%

WASH Sector Report

Name of Planned Activity	Achievement Status				Comments
	Target of the reporting period	Fully Achieved	Partly Achieved (Please mention the % or number)	Not achieved	
Contribution support to install AIRP at Community	1	0	0%	1	The ground work was completed but the beneficiaries were soon discourage from spending money to set up water sources as recently they got to allocate water source completely free of charge from another NGO. So it will be carry forwarded in next quarter
Installation of AIRP (Arsenic and Iron Removal Plant)	4	3	1/ 30%		Due to non-availability of suitable sites in time, to start the installation work of AIRP has been delayed
Water Quality Test (Lab Test)	2	2			100%
Desludging of household latrine pit by HH own cost	600	189	32%		People are interested to dislodge on urgent basis.
Installation/repair of WBC by HH own cost	38	40			105%
Participatory Community Situation Analysis (PCSA) and Risk Assessment	307	324			
Installation of Maxi Basin/ hand washing device by HH own cost at HH latrine	1098	410	37%		Staff were busy with ignition session, did not manage time for proper latrancy. Remarkable progress reduced as per call center verification.

WASH Sector Report					
Name of Planned Activity	Achievement Status				Comments
	Target of the reporting period	Fully Achieved	Partly Achieved (Please mention the % or number)	Not achieved	
Annually sharing healthy village progress data with UP	28	0	0	28	Implementation was not possible at the schedule time due to not getting a decision on the proper execution process from Max Foundation.
Formation and re-activation of CSG	253	270			107%
Installation of improved hygienic latrine by HH own cost	600	286	48%		In rainy season, people are not interested to installation new latrine.
Conversion/Repair of direct pit to off pit latrine by HH own cost	1120	295	26%		This time people are not interested to repair latrine.

